



Oregon School Activities Association
25200 SW Parkway Avenue, Suite 1
Wilsonville, OR 97070
503.682.6722 fax: 503.682.0960 www.osaa.org



February 3, 2017

TO: Superintendents, Principals and Athletic Directors

FROM: Kyle Stanfield, Assistant Executive Director
Brad Garrett, Assistant Executive Director

SUBJECT: Update on the Proceedings of the Classification and Districting Committee

The Classification and Districting Committee for the 2018-2022 four-year time block held its fourth public meeting at the OSAA office in Wilsonville on January 30, 2017 to receive testimony and review written communication thus far received.

The Committee initially received a review of the Classification and Districting Timeline and Process from Executive Director Peter Weber and Assistant Executive Directors Kyle Stanfield and Brad Garrett. Classification and Districting Committee Chair Curt Shelley also addressed those assembled and reviewed the charge to the committee and the criteria. The Committee received testimony from nearly 30 representatives from schools and leagues. The Committee then adjourned to a closed work session to review and discuss the testimony and written correspondence.

Following discussion, the Committee reached consensus on the following issues.

- The Committee felt that it was important to continue to distribute draft proposals to spur conversation from the membership. The Committee understands there are desires from constituents to review both six and five classification proposals. It's incredibly important for schools to send correspondence supporting or opposing which drafts they prefer so the committee can have a solid understanding of where the membership is. **We ask that all correspondence references the current proposals (Drafts 8, 9, and Football Only).**
- The Committee believes that the majority of the 1A Classification want the upper cutoff point (89) to stay the same in the next time block regardless if it's a six of five class system. **At this time, the Committee is supporting the 1A cutoff number to be 89.**
- The Committee recognizes that there is a desire on the behalf of some schools to stay at the current six classification model. **The Committee has created Draft #8 – 6 Classification (along with two options at the 6A level) and is seeking feedback on the cutoff points, league alignments and school placements. Please note that this is a draft proposal and is not a final recommendation.** (see draft #8 attached)
- The Committee recognizes that there is a desire on the behalf of some schools to explore a five classification model. **The Committee has created Draft #9 – 5 Classification (along with two options at the 5A level) and is seeking feedback on the cutoff points, league alignments and school placements. Please note that this is a draft proposal and is not a final recommendation.** (see draft #9 attached)
- The Committee continually hears how the sport of football needs to be classified in a different manner for a number of reasons. There is consensus amongst Committee members that application of additional criteria beyond total enrollment needs to be considered before finalizing league placements in football in the next time block.

The proposed model includes revised cut-off points between the classifications and applies four additional criteria to each classification within each group to create a rank order. The four additional criteria considered in the model are total number of games, total number of wins, winning percentage, and reported participation numbers over the last three years. After applying the criteria and ranking the teams within the classifications accordingly, those schools scoring a 4 (not meeting the entire group's average for each of the criteria) are moved down a classification.

Please see the Data/Criteria Used to Create 6 Classification Football Only Model attachment to review the information collected. The Committee feels that statistical information is necessary to provide rationale for moving a school to a lower classification.



Oregon School Activities Association
 25200 SW Parkway Avenue, Suite 1
 Wilsonville, OR 97070
 503.682.6722 fax: 503.682.0960 www.osaa.org



The Committee has created Draft #2 – 6 Classification FOOTBALL ONLY and is seeking feedback on the cutoff points, league alignments and school placements. Please note that this is a draft proposal and is not a final recommendation. (see draft #2 FOOTBALL attached)

The Committee appreciates your support and encourages your participation in this process. Please do not hesitate to contact Kyle Stanfield (kyles@osaa.org) or Brad Garrett (bradg@osaa.org) at the OSAA if you have any questions.

Written suggestions and proposals on these issues, as well as other classification related subjects should be mailed or emailed to the OSAA (bradg@osaa.org) Any communication received by the OSAA will be shared with all committee members for review and discussion. Public testimony will also be welcome at the next Committee meeting.

Specific classification proposals submitted to the Committee may be posted to the Classification and Districting Committee page on the OSAA website at <http://www.osaa.org/governance/committees#classification-and-districting-committee>. Proposals should address all classifications.

The next public meeting of the Classification and Districting Committee will be at 9am on Monday, February 27, 2017, at the OSAA office in Wilsonville. The general format for the meeting will be for the committee to receive public testimony in the morning followed by a closed work session in the afternoon.

The Committee will meet throughout this school year and will make its final recommendations to the OSAA Executive Board at the October, 2017, Special Classification and Districting Meeting.

A full list of meeting dates, Committee Roster, Charge to the Committee and previous Updates are available at the OSAA website: <http://www.osaa.org/governance/committees#classification-and-districting-committee>

Future Classification and Districting Committee Meeting Dates

<u>Date</u>	<u>Time</u>	<u>Location</u>
Monday, February 27, 2017	9am	OSAA Office, Wilsonville
Monday, March 20, 2017	9am	OSAA Office, Wilsonville
Monday, April 10, 2017	1pm	Holiday Inn Wilsonville following the Delegate Assembly meeting
Monday, April 24, 2017	9am	OADA Conference, Sunriver
Monday, May 22, 2017	9am	OSAA Office, Wilsonville
Tuesday, June 20, 2017 (Work Session)	TBD	OSAA Office, Wilsonville
Monday, September 25, 2017	9am	OSAA Office, Wilsonville

ATTACHMENTS:

- Draft #8 – 6 Classification Model
- Draft #9 – 5 Classification Model
- Draft #2 – 6 Classification Football Model
- Data/Criteria Used to Create 6 Classification Football Only Model

**2018-22 Classification and Districting
Draft #8: 6-Classification Model
(includes Adjusted 2015-16 ADM)**

6A (Option 1) (52)
1330+

6A-1 - PIL (9)	
Benson Techmen	750
Cleveland Warriors	1478
Franklin Quakers	1346
Grant Generals	1376
Jefferson Democrats	417
Lincoln Cardinals	1605
Madison Senators	909
Roosevelt Roughriders	742
Wilson Trojans	1225

6A-2 - Metro League (9)

Aloha Warriors	1794
Beaverton Beavers	1654
Jesuit Crusaders	1294
Mountainside Mavericks	NEW
Southridge Skyhawks	1614
Sunset Apollos	2123
Tigard Tigers	1771
Tualatin Timberwolves	1770
Westview Wildcats	2508

6A-3 - Mt. Hood Conference (9)

Barlow Bruins	1528
Centennial Eagles	1477
Central Catholic Rams	891
Clackamas Cavaliers	2297
David Douglas Scots	2499
Gresham Gophers	1369
Hermiston Bulldogs	1240
Oregon City Pioneers	1940
Reynolds Raiders	2142

6A-4 - Three Rivers League (9)

Century Jaguars	1437
Forest Grove Vikings	1654
Glencoe Crimson Tide	1471
Lake Oswego Lakers	1307
Lakeridge Pacers	1126
Liberty Falcons	1372
Sherwood Bowmen	1569
St. Mary's Academy Blues	1435
West Linn Lions	1707

6A-5 - Greater Valley League (10)

Bend Lava Bears	1468
McKay Scots	1768
McMinnville Grizzlies	1793
McNary Celtics	1681
Mountain View Cougars	1225
Newberg Tigers	1414
South Salem Saxons	1578
Sprague Olympians	1490
Summit Storm	1391
West Salem Titans	1559

6A-6 - Southern Oregon Conference (6)

Grants Pass Cavemen	1526
North Medford Black Tornado	1477
Roseburg Indians	1394
Sheldon Irish	1359
South Eugene Axemen	1345
South Medford Panthers	1545

6A (Option 2) (52)
1330+

6A-1 - PIL (9)	
Benson Techmen	750
Cleveland Warriors	1478
Franklin Quakers	1346
Grant Generals	1376
Jefferson Democrats	417
Lincoln Cardinals	1605
Madison Senators	909
Roosevelt Roughriders	742
Wilson Trojans	1225

6A-2 - Metro League (6)

Aloha Warriors	1794
Beaverton Beavers	1654
Mountainside Mavericks	NEW
Southridge Skyhawks	1614
Sunset Apollos	2123
Westview Wildcats	2508

6A-3 - Inter County Conference (6)

Barlow Bruins	1528
Bend Lava Bears	1468
Gresham Gophers	1369
Hermiston Bulldogs	1240
Mountain View Cougars	1225
Summit Storm	1391

6A-4 - Mt. Hood Conference (6)

Centennial Eagles	1477
Central Catholic Rams	891
Clackamas Cavaliers	2297
David Douglas Scots	2499
Oregon City Pioneers	1940
Reynolds Raiders	2142

6A-5 - Three Rivers League (6)

Century Jaguars	1437
Forest Grove Vikings	1654
Glencoe Crimson Tide	1471
Liberty Falcons	1372
Newberg Tigers	1414
Sherwood Bowmen	1569

6A-6 - Greater Valley League (6)

McKay Scots	1768
McMinnville Grizzlies	1793
McNary Celtics	1681
South Salem Saxons	1578
Sprague Olympians	1490
West Salem Titans	1559

6A-7 - Southwest Metro League (7)

Jesuit Crusaders	1294
Lake Oswego Lakers	1307
Lakeridge Pacers	1126
St. Mary's Academy Blues	1435
Tigard Tigers	1771
Tualatin Timberwolves	1770
West Linn Lions	1707

6A-8 - Southern Oregon Conference (6)

Grants Pass Cavemen	1526
North Medford Black Tornado	1477
Roseburg Indians	1394
Sheldon Irish	1359
South Eugene Axemen	1345
South Medford Panthers	1545

5A (36)
1329-670

5A-1 - Northwest Oregon Conference (8)	
Hillsboro Spartans	1195
La Salle Prep Falcons	679
Milwaukie / Arts Academy Mustangs	1152
Parkrose Broncos	774
Putnam Kingsmen	1034
Sandy Pioneers	1215
Scappoose Indians	721
St. Helens Lions	842

5A-2 - Mid-Willamette Conference (7)

Canby Cougars	1316
Aloha Warriors	1794
Cascade Cougars	683
Central Panthers	859
Dallas Dragons	918
North Salem Vikings	1404
Silverton Foxes	1149
Wilsonville Wildcats	1077

5A-3 - Southern Oregon League (7)

Ashland Grizzlies	940
Crater Comets	1158
Eagle Point Eagles	911
Marshfield Pirates	682
North Bend Bulldogs	676
Springfield Millers	1078
Thurston Colts	1174

5A-4 - Midwestern League (8)

Churchill Lancers	1022
Corvallis Spartans	1117
Crescent Valley Raiders	937
Lebanon Warriors	1052
North Eugene Highlanders	771
South Albany Rebels	1158
West Albany Bulldogs	1264
Willamette Wolverines	1198

5A-5 - Intermountain Conference (6)

Crook County Cowboys	703
Hood River Valley Eagles	1171
Pendleton Buckaroos	779
Redmond Panthers	808
Ridgeview Ravens	854
The Dalles Riverhawks	706

4A (40)
669-331

4A-1 - Cowapa League (6)	
Astoria Fishermen	511
Banks Braves	358
Gladstone Gladiators	631
Seaside Seagulls	375
Tillamook Cheesemakers	533
Valley Catholic Valiants	384

4A-2 - Tri-Valley Conference (7)

Corbett Cardinals	379
Estacada Rangers	474
Madras White Buffaloes	641
Molalla Indians	662
North Marion Huskies	530
Sisters Outlaws	404
Woodburn Bulldogs	1256

4A-3 - Oregon West Conference (7)

Junction City Tigers	492
Marist Catholic Spartans	563
Newport Cubs	550
Philomath Warriors	444
Stayton Eagles	608
Sweet Home Huskies	639
Taft Tigers	359

4A-4 - Far West League (8)






Brookings-Harbor Bruins	449
Cottage Grove Lions	648
Creswell Bulldogs	342
Douglas Trojans	352
Elmira Falcons	345
Siuslaw Vikings	347
South Umpqua Lancers	336
Sutherlin Bulldogs	357

4A-5 - Skyline Conference (8)

Cascade Christian Challengers	249
Henley Hornets	581
Hidden Valley Mustangs	535
Klamath Union Pelicans	640
Mazama Vikings	572
North Valley Knights	462
Phoenix Pirates	621
St. Mary's Crusaders	320

4A-6 - Greater Oregon League (4)

Baker Bulldogs	434
La Grande Tigers	539
McLoughlin Pioneers	400
Ontario Tigers	541




KEY	
Historical Placement / Play Up	
Denotes projected enrollment increase	
Denotes potential interest in playing down	
Denotes projected enrollment decrease	
Denotes geographic isolation	

**2018-22 Classification and Districting
Draft #8: 6-Classification Model
(includes Adjusted 2015-16 ADM)**

3A (32) 330-190	2A (45) 189-90	1A (83) 89-	1A (cont.) 89-
3A-1 - Lewis & Clark League (9)	2A-1 - Northwest League (8)	1A-1 - The Valley 10 League (9)	1A-5 - Mountain Valley League (12)
Catlin Gabel Eagles 308	City Christian Lions 148	Country Christian Cougars 52	Butte Falls Loggers 47
Clatskanie Tigers 216	Columbia Christian Knights 115	Damascus Christian Eagles 60	Cascades Academy Steelhead NEW
De La Salle North Catholic Knights 308	Gaston Greyhounds 177	Life Christian Lions 113	Central Christian Tigers 58
Neah-Kah-Nie Pirates 201	Portland Christian Royals 175	North Clackamas Christian Saints 64	Chiloquin Panthers 76
Oregon Episcopal Aardvarks 313	Faith Bible Falcons 113	Open Door Christian Huskies 48	Gilchrist Grizzlies 56
Portland Adventist Cougars 284	Nestucca Bobcats 130	Portland Waldorf Wolfpack 67	Hosanna Christian Lions 68
Rainier Columbians 285	Knappa Loggers 121	Southwest Christian Wildcats 57	North Lake Cowboys 65
Warrenton Warriors 228	Vernonia Loggers 156	St. Stephens Academy 41	Paisley Broncos 36
Yamhill-Carlton Tigers 311		Valor Christian Knights 24	Prospect Cougars 61
	2A-2 - Central Valley League (8)		Rogue Valley Adventist Red Tail Hawks 33
3A-2 - West Valley League (10)	Chemawa Braves 236	1A-2 - Casco League (10)	Triad Timber Wolves 50
Amity Warriors 260	Culver Bulldogs 181	C.S. Lewis Watchmen 49	Trinity Lutheran Saints 54
Blanchet Catholic Cavaliers 225	Delphian School Dragons 162	Crosshill Christian Eagles 75	
Colton Vikings 201	Gervais Cougars 281	Falls City Mountaineers 52	1A-6 - Big Sky League (10)
Dayton Pirates 279	Kennedy Trojans 152	Jewell Bluejays 39	Arlington Honkers 44
Horizon Christian Hawks (TUAL) 151	Santiam Wolverines 137	Kings Valley Charter Eagles 44	Condon Blue Devils 35
Riverdale Mavericks 241	St. Paul Buckaroos 90	Livingstone Adventist Academy Lions 63	Dufur Rangers 80
Salem Academy Crusaders 235	Western Mennonite Pioneers 150	Oregon School f/t Deaf Panthers 49	Horizon Christian Hawks (HR) 68
Sheridan Spartans 211		Perrydale Pirates 87	Ione Cardinals 68
Westside Christian Eagles 220	2A-3 - Tri-River Conference (7)	Veritas School Vanguard 52	Mitchell Loggers 27
Williamina Bulldogs 232	Central Linn Cobras 169	Willamette Valley Christian Warriors 52	Sherman Huskies 67
	East Linn Christian Eagles 142		South Wasco County Redsides 67
3A-4 - Mountain Valley Conference (7)	Jefferson Lions 259	1A-3 - Mountain West League (9)	Spray Eagles 17
Bandon Tigers 199	Monroe Dragons 125	Alea Wolverines 46	Wheeler Falcons 24
Coquille Red Devils 216	Regis Rams 142	Eddyville Charter Eagles 48	
Harrisburg Eagles 272	Toledo Boomers 148	Lowell Devils 87	1A-7 - Old Oregon League (9)
La Pine Hawks 324	Waldport Irish 146	Mapleton Sailors 42	Cove Leopards 73
Pleasant Hill Billies 294		McKenzie Eagles 51	Echo Cougars 82
Santiam Christian Eagles 230	2A-4 - Mountain View Conference (6)	Mohawk Indians 58	Elgin Huskies 87
Scio Loggers 257	Crow Cougars 93	Oak Hill School Falcons 44	Griswold Grizzlies 58
	Gold Beach Panthers 143	Siletz Valley Warriors 61	Joseph Eagles 59
3A-5 - Eastern Oregon League (6)	Myrtle Point Bobcats 164	Triangle Lake Lakers 65	Nixyaawii Eagles 41
Burns Hilanders 222	Oakland Oakers 173		Pine Eagle Spartans 46
Irrigon Knights 209	Oakridge Warriors 120	1A-4 - Skyline League (12)	Powder Valley Badgers 69
Nyssa Bulldogs 277	Reedsport Braves 165	Camas Valley Hornets 63	Wallowa Cougars 58
Riverside Pirates 211		Days Creek Wolves 72	
Umatilla Vikings 318	2A-5 - Sunset Conference (8)	Elkton Elks 79	1A-8 - High Desert League (12)
Vale Vikings 225	Bonanza Antlers 122	Glendale Pirates 69	Adrian Antelopes 67
	Canyonville Christian Pilots 134	Melrose Christian 12	Burnt River Bulls 25
	Glide Wildcats 181	New Hope Christian Warriors 78	Crane Mustangs 49
	Illinois Valley Cougars 261	North Douglas Warriors 78	Dayville Tigers 20
	Lakeview Honkers 224	Pacific Pirates 58	Four Rivers Charter Falcons NEW
	Lost River Raiders 126	Powers Cruisers 34	Harper Hornets 34
	Milo Adventist Mustangs 94	Riddle Irish 95	Huntington Locomotives 18
	Rogue River Chieftains 208	Umpqua Valley Christian Monarchs 45	Jordan Valley Mustangs 22
		Yoncalla Eagles 73	Long Creek Mountaineers 14
	2A-6 - Wapiti League (8)		Monument Tigers 19
	Enterprise Outlaws 115		Prairie City Panthers 36
	Grant Union Prospectors 148		Ukiah Cougars 28
	Heppner Mustangs 97		
	Imbler Panthers 97		
	Pilot Rock Rockets 98		
	Stanfield Tigers 119		
	Union Bobcats 107		
	Weston-McEwen Tiger Scots 175		

**2018-2022 Classification and Districting
Draft #9: 5-Classification Model
(includes Adjusted 2015-16 ADM)**

5A (Option 1)	(59)	5A (Option 2)	(59)	4A	(41)
1165+		1165+		1164-556	
5A-1 - PIL	(9)	5A-1 - PIL	(9)	4A-1 - Northwest Oregon Conference	(7)
Benson Techmen	750	Benson Techmen	750	Gladstone Gladiators	631
Cleveland Warriors	1478	Cleveland Warriors	1478	La Salle Prep Falcons	679
Franklin Quakers	1346	Franklin Quakers	1346	Milwaukie Mustangs	1152
Grant Generals	1376	Grant Generals	1376	Parkrose Broncos	774
Jefferson Democrats	417	Jefferson Democrats	417	Putnam Kingsmen	1034
Lincoln Cardinals	1605	Lincoln Cardinals	1605	Scappoose Indians	721
Madison Senators	909	Madison Senators	909	St. Helens Lions	842
Roosevelt Roughriders	742	Roosevelt Roughriders	742		
Wilson Trojans	1225	Wilson Trojans	1225	4A-2 - Mid-Willamette Conference	(7)
				Central Panthers	859
5A-2 - Metro League	(8)	5A-2 - Metro League	(7)	Corvallis Spartans	1117
Aloha Warriors	1794	Aloha Warriors	1794	Crescent Valley Raiders	937
Beaverton Beavers	1654	Beaverton Beavers	1654	Dallas Dragons	918
Jesuit Crusaders	1294	Jesuit Crusaders	1294	Lebanon Warriors	1052
Mountainside Mavericks (NEW)	NA	Mountainside Mavericks (NEW)	NA	South Albany Rebels	1158
Sherwood Bowmen	1569	Southridge Skyhawks	1614	Sweet Home Huskies	639
Southridge Skyhawks	1614	Sunset Apollos	2123		
Sunset Apollos	2123	Westview Wildcats	2508	4A-3 - Midwestern League	(7)
Westview Wildcats	2508			Churchill Lancers	1022
		5A-3 - Mt. Hood Conference	(7)	Cottage Grove Lions	648
5A-3 - Mt. Hood Conference	(8)	Barlow Bruins	1528	Marist Catholic Spartans	563
Barlow Bruins	1528	Centennial Eagles	1477	Marshfield Pirates	682
Centennial Eagles	1477	Central Catholic Rams	891	North Bend Bulldogs	676
David Douglas Scots	2499	Clackamas Cavaliers	2297	North Eugene Highlanders	771
Gresham Gophers	1369	David Douglas Scots	2499	Springfield Millers	1078
Hermiston Bulldogs	1240	Gresham Gophers	1369		
Hood River Valley Eagles	1171	Oregon City Pioneers	1940	4A-4 - Capital Conference	(7)
Reynolds Raiders	2142			Cascade Cougars	683
Sandy Pioneers	1215	5A-4 - Inter County Conference	(7)	Molalla Indians	662
		Bend Lava Bears	1468	North Salem Vikings	1404
5A-4 - Three Rivers League	(9)	Hermiston Bulldogs	1240	Silverton Foxes	1149
Central Catholic Rams	891	Hood River Valley Eagles	1171	Stayton Eagles	608
Clackamas Cavaliers	2297	Mountain View Cougars	1225	Wilsonville Wildcats	1077
Lake Oswego Lakers	1307	Reynolds Raiders	2142	Woodburn Bulldogs	1256
Lakeridge Pacers	1126	Sandy Pioneers	1215		
Oregon City Pioneers	1940	Summit Storm	1391	4A-5 - Intermountain Conference	(6)
St. Mary's Academy Blues	1435			Crook County Cowboys	703
Tigard Tigers	1771	5A-5 - Three Rivers League	(7)	Madras White Buffaloes	641
Tualatin Timberwolves	1770	Lake Oswego Lakers	1307	Pendleton Buckaroos	779
West Linn Lions	1707	Lakeridge Pacers	1126	Redmond Panthers	808
		Sherwood Bowmen	1569	Ridgeview Ravens	854
5A-5 - Pacific Conference	(8)	St. Mary's Academy Blues	1435	The Dalles Riverhawks	706
Canby Cougars	1316	Tigard Tigers	1771		
Century Jaguars	1437	Tualatin Timberwolves	1770	4A-6 - Lake of the Woods League	(7)
Forest Grove Vikings	1654	West Linn Lions	1707	Ashland Grizzlies	940
Glencoe Crimson Tide	1471			Crater Comets	1158
Hillsboro Spartans	1195	5A-6 - Pacific Conference	(7)	Eagle Point Eagles	911
Liberty Falcons	1372	Canby Cougars	1316	Henley Hornets	581
McMinnville Grizzlies	1793	Century Jaguars	1437	Klamath Union Pelicans	640
Newberg Tigers	1414	Forest Grove Vikings	1654	Mazama Vikings	572
		Glencoe Crimson Tide	1471	Phoenix Pirates	621
5A-6 - Greater Valley Conference	(9)	Hillsboro Spartans	1195		
Bend Lava Bears	1468	Liberty Falcons	1372		
Mountain View Cougars	1225	Newberg Tigers	1414		
McKay Scots	1768				
McNary Celtics	1681	5A-7 - Greater Valley Conference	(7)		
Summit Storm	1391	McKay Scots	1768		
South Salem Saxons	1578	McMinnville Grizzlies	1793		
Sprague Olympians	1490	McNary Celtics	1681		
West Albany Bulldogs	1264	South Salem Saxons	1578		
West Salem Titans	1559	Sprague Olympians	1490		
		West Albany Bulldogs	1264		
5A-7 - Southwest Conference	(8)	West Salem Titans	1559		
Grants Pass Cavemen	1526				
North Medford Black Tornado	1477	5A-8 - Southwest Conference	(8)		
Roseburg Indians	1394	Grants Pass Cavemen	1526		
Sheldon Irish	1359	North Medford Black Tornado	1477		
South Eugene Axemen	1345	Roseburg Indians	1394		
South Medford Panthers	1545	Sheldon Irish	1359		
Thurston Colts	1174	South Eugene Axemen	1345		
Willamette Wolverines	1198	South Medford Panthers	1545		
		Thurston Colts	1174		
		Willamette Wolverines	1198		

KEY	
Historical Placement / Play Up	
Denotes projected enrollment decrease	
Denotes potential interest in playing down	

**2018-2022 Classification and Districting
Draft #9: 5-Classification Model
(includes Adjusted 2015-16 ADM)**

3A (51)	2A (54)	1A (83)	1A (cont.)
555-220	219-90	89-	89-
3A-1 - Cowapa League (8)	2A-1 - Northwest League (9)	1A-1 - The Valley 10 League (9)	1A-5 - Mountain Valley League (12)
Astoria Fishermen 511	City Christian Lions 148	Country Christian Cougars 52	Butte Falls Loggers 47
Banks Braves 358	Clatskanie Tigers 216	Damascus Christian Eagles 60	Cascades Academy Steelhead 35
Rainier Columbians 285	Columbia Christian Knights 115	Life Christian Lions 113	Central Christian Tigers 58
Seaside Seagulls 375	Faith Bible Falcons 113	North Clackamas Christian Saints 64	Chiloquin Panthers 76
Tillamook Cheesemakers 533	Gaston Greyhounds 177	Open Door Christian Huskies 48	Gilchrist Grizzlies 56
Valley Catholic Valiants 384	Knappa Loggers 121	Portland Waldorf Wolfpack 67	Hosanna Christian Lions 68
Warrenton Warriors 228	Neah-Kah-Nie Pirates 201	Southwest Christian Wildcats 57	North Lake Cowboys 65
Yamhill-Carleton Tigers 311	Portland Christian Royals 175	St. Stephens Academy 41	Paisley Broncos 36
	Vernonia Loggers 156	Valor Christian Knights 24	Prospect Cougars 61
			Rogue Valley Adventist Red Tail Hawks 33
			Triad Timber Wolves 50
			Trinity Lutheran Saints 54
3A-2 - Lewis & Clark League (9)	2A-2 - PacWest League (9)	1A-2 - Casco League (10)	1A-6 - Big Sky League (10)
Catlin Gabel Eagles 308	Chemawa Braves 236	C.S. Lewis Watchmen 49	Arlington Honkers 44
Corbett Cardinals 379	Colton Vikings 201	Crosshill Christian Eagles 75	Condon Blue Devils 35
De La Salle North Catholic Knights 408	Delphian School Dragons 162	Falls City Mountaineers 52	Dufur Rangers 80
Estacada Rangers 474	Gervais Cougars 281	Jewell Bluejays 39	Horizon Christian (HR) Hawks 68
North Marion Huskies 530	Horizon Christian Hawks (TUAL) 151	Kings Valley Charter Eagles 44	Ione Cardinals 68
Oregon Episcopal Aardvarks 313	Nestucca Bobcats 130	Livingstone Adventist Academy Lions 63	Mitchell Loggers 27
Portland Adventist Cougars 284	Sheridan Spartans 211	Oregon School f/t Deaf Panthers 49	Sherman Huskies 67
Riverdale Mavericks 241	St. Paul Buckaroos 90	Perrydale Pirates 87	South Wasco County Redside 67
Westside Christian Eagles 220	Western Mennonite Pioneers 150	Veritas School Vanguard 52	Spray Eagles 17
		Willamette Valley Christian Warriors 52	Wheeler Falcons 24
3A-3 - West Valley League (9)	2A-3 - Tri-River Conference (10)	1A-3 - Mountain West League (9)	1A-7 - Old Oregon League (9)
Amity Warriors 260	Central Linn Cobras 169	Alsea Wolverines 46	Cove Leopards 73
Blanchet Catholic Cavaliers 225	Crow Cougars 93	Eddyville Charter Eagles 48	Echo Cougars 82
Dayton Pirates 279	Culver Bulldogs 181	Lowell Devils 87	Elgin Huskies 87
Newport Cubs 550	East Linn Christian Eagles 142	Mapleton Sailors 42	Griswold Grizzlies 58
Salem Academy Crusaders 235	Jefferson Lions 259	McKenzie Eagles 51	Joseph Eagles 59
Santiam Christian Eagles 230	Kennedy Trojans 152	Mohawk Indians 58	Nixyaawii Eagles 41
Scio Loggers 257	Monroe Dragons 125	Oak Hill School Falcons 44	Pine Eagle Spartans 46
Taft Tigers 359	Oakridge Warriors 120	Siletz Valley Warriors 61	Powder Valley Badgers 69
Willamina Bulldogs 232	Regis Rams 142	Triangle Lake Lakers 65	Wallowa Cougars 58
	Santiam Wolverines 137		
3A-4 - Sky-Em League (9)	2A-4 - Sunset Conference (8)	1A-4 - Skyline League (12)	1A-8 - High Desert League (12)
Creswell Bulldogs 342	Bandon Tigers 199	Camas Valley Hornets 63	Adrian Antelopes 67
Elmira Falcons 345	Coquille Red Devils 216	Days Creek Wolves 72	Burnt River Bulls 25
Harrisburg Eagles 272	Gold Beach Panthers 143	Elkton Elks 79	Crane Mustangs 49
Junction City Tigers 492	Myrtle Point Bobcats 164	Glendale Pirates 69	Dayville Tigers 20
La Pine Hawks 324	Oakland Oakers 173	Melrose Christian 12	Four Rivers Charter Falcons 60
Philomath Warriors 444	Reedsport Braves 165	New Hope Christian Warriors 78	Harper Hornets 34
Pleasant Hill Billies 294	Toledo Boomers 148	North Douglas Warriors 78	Huntington Locomotives 18
Sisters Outlaws 404	Waldport Irish 146	Pacific Pirates 58	Jordan Valley Mustangs 22
Siuslaw Vikings 347		Powers Cruisers 34	Long Creek Mountaineers 14
		Riddle Irish 95	Monument Tigers 19
3A-5 - Greater Oregon League (8)	2A-5 - Southern Oregon League (8)	Umpqua Valley Christian Monarchs 45	Prairie City Panthers 36
Baker Bulldogs 434	Bonanza Antlers 122	Yoncalla Eagles 73	Ukiah Cougars 28
Burns Hilanders 222	Canyonville Christian Pilots 134		
La Grande Tigers 539	Glide Wildcats 181		
McLoughlin Pioneers 400	Illinois Valley Cougars 261		
Nyssa Bulldogs 277	Lakeview Honkers 224		
Ontario Tigers 541	Lost River Raiders 126		
Umatilla Vikings 318	Milo Adventist Mustangs 94		
Vale Vikings 225	Rogue River Chieftains 208		
3A-6 - Southern Cascade League (8)	2A-6 - Wapiti League (10)		
Brookings-Harbor Bruins 449	Enterprise Outlaws 115		
Cascade Christian Challengers 249	Grant Union Prospectors 148		
Douglas Trojans 352	Heppner Mustangs 97		
Hidden Valley Mustangs 535	Imbler Panthers 97		
North Valley Knights 462	Irrigon Knights 209		
South Umpqua Lancers 336	Pilot Rock Rockets 98		
Sutherlin Bulldogs 357	Riverside Pirates 211		
St. Mary's Crusaders 320	Stanfield Tigers 119		
	Union Bobcats 107		
	Weston-McEwen Tiger Scots 175		

**Draft #2 Football
6 Classification Model**

Special District	Class	School
SD #1	6A	Aloha
SD #1	6A	Beaverton
SD #1	6A	Jesuit
SD #1	6A	Mountainside
SD #1	6A	Sherwood
SD #1	6A	Southridge
SD #1	6A	Sunset
SD #1	6A	Westview
SD #2	6A	Barlow
SD #2	6A	Centennial
SD #2	6A	Central Catholic
SD #2	6A	Clackamas
SD #2	6A	David Douglas
SD #2	6A	Hermiston
SD #2	6A	Liberty
SD #3	6A	Lake Oswego
SD #3	6A	Lakeridge
SD #3	6A	Lincoln
SD #3	6A	Oregon City
SD #3	6A	Tigard
SD #3	6A	Tualatin
SD #3	6A	West Linn
SD #4	6A	Canby
SD #4	6A	McKay
SD #4	6A	McMinnville
SD #4	6A	McNary
SD #4	6A	South Salem
SD #4	6A	Sprague
SD #4	6A	West Albany
SD #4	6A	West Salem
SD #5	6A	Bend
SD #5	6A	Grants Pass
SD #5	6A	Mountain View
SD #5	6A	North Medford
SD #5	6A	Sheldon
SD #5	6A	South Medford
SD #5	6A	Summit

**Draft #2 Football
6 Classification Model**

Special District	Class	School
SD #1	5A	Century
SD #1	5A	Glencoe
SD #1	5A	Gresham
SD #1	5A	Hillsboro
SD #1	5A	Pendleton
SD #1	5A	Putnam
SD #1	5A	Redmond
SD #1	5A	Reynolds
SD #1	5A	Sandy
SD #2	5A	Benson
SD #2	5A	Cleveland
SD #2	5A	Forest Grove
SD #2	5A	Franklin
SD #2	5A	Grant
SD #2	5A	Jefferson, PDX
SD #2	5A	Madison
SD #2	5A	Roosevelt
SD #2	5A	St. Helens
SD #2	5A	Wilson
SD #3	5A	Ashland
SD #3	5A	Churchill
SD #3	5A	Crater
SD #3	5A	Marist
SD #3	5A	Roseburg
SD #3	5A	South Eugene
SD #3	5A	Springfield
SD #3	5A	Thurston
SD #3	5A	Willamette
SD #4	5A	Central
SD #4	5A	Crescent Valley
SD #4	5A	Dallas
SD #4	5A	Lebanon
SD #4	5A	Newberg
SD #4	5A	North Salem
SD #4	5A	Silverton
SD #4	5A	South Albany
SD #4	5A	Wilsonville

**Draft #2 Football
6 Classification Model**

Special District	Class	School
SD #1	4A	Eagle Point
SD #1	4A	Henley
SD #1	4A	Hidden Valley
SD #1	4A	Klamath Union
SD #1	4A	Mazama
SD #1	4A	Phoenix
SD #1	4A	South Umpqua
SD #2	4A	Baker
SD #2	4A	Crook County
SD #2	4A	Hood River Valley
SD #2	4A	La Grande
SD #2	4A	Madras
SD #2	4A	Ontario
SD #2	4A	Ridgeview
SD #2	4A	Sisters
SD #3	4A	Cascade
SD #3	4A	Corvallis
SD #3	4A	Molalla
SD #3	4A	North Marion
SD #3	4A	Stayton
SD #3	4A	Sweet Home
SD #3	4A	Woodburn
SD #4	4A	Astoria
SD #4	4A	Banks
SD #4	4A	Estacada
SD #4	4A	Gladstone
SD #4	4A	LaSalle Prep
SD #4	4A	Milwaukie
SD #4	4A	Parkrose
SD #4	4A	Scappoose
SD #5	4A	Cottage Grove
SD #5	4A	Elmira
SD #5	4A	Junction City
SD #5	4A	Marshfield
SD #5	4A	North Bend
SD #5	4A	North Eugene
SD #5	4A	Philomath
SD #5	4A	Siuslaw

**Draft #2 Football
6 Classification Model**

Special District	Class	School
SD #1	3A	Clatskanie
SD #1	3A	Corbett
SD #1	3A	Rainier
SD #1	3A	Seaside
SD #1	3A	Taft
SD #1	3A	The Dalles
SD #1	3A	Tillamook
SD #1	3A	Valley Catholic
SD #1	3A	Yamhill-Carlton
SD #2	3A	Brookings-Harbor
SD #2	3A	Cascade Christian
SD #2	3A	Coquille
SD #2	3A	Creswell
SD #2	3A	Douglas
SD #2	3A	Harrisburg
SD #2	3A	North Valley
SD #2	3A	Pleasant Hill
SD #2	3A	St. Mary's
SD #2	3A	Sutherlin
SD #3	3A	Burns
SD #3	3A	Irrigon
SD #3	3A	La Pine
SD #3	3A	McLoughlin
SD #3	3A	Nyssa
SD #3	3A	Umatilla
SD #3	3A	Vale
SD #4	3A	Amity
SD #4	3A	Blanchet Catholic
SD #4	3A	Colton
SD #4	3A	Dayton
SD #4	3A	Newport
SD #4	3A	Salem Academy
SD #4	3A	Santiam Christian
SD #4	3A	Scio
SD #4	3A	Sheridan
SD #4	3A	Willamina

**Draft #2 Football
6 Classification Model**

Special District	Class	School
SD #1	2A	Gaston
SD #1	2A	Horizon Christian (T)
SD #1	2A	Knappa
SD #1	2A	Neah-Kah-Nie
SD #1	2A	Portland Christian
SD #1	2A	St. Paul
SD #1	2A	Vernonia
SD #1	2A	Warrenton
SD #2	2A	Bandon
SD #2	2A	Glide
SD #2	2A	Gold Beach
SD #2	2A	Illinois Valley
SD #2	2A	Lakeview
SD #2	2A	Lost River
SD #2	2A	Myrtle Point
SD #2	2A	Oakland
SD #2	2A	Reedsport
SD #2	2A	Rogue River
SD #3	2A	Culver
SD #3	2A	Grant Union
SD #3	2A	Heppner
SD #3	2A	Imbler
SD #3	2A	Riverside
SD #3	2A	Stanfield
SD #3	2A	Union
SD #3	2A	Weston-McEwen
SD #4	2A	Central Linn
SD #4	2A	Chemawa
SD #4	2A	Gervais
SD #4	2A	Jefferson
SD #4	2A	Kennedy
SD #4	2A	Monroe
SD #4	2A	Regis
SD #4	2A	Santiam
SD #4	2A	Toledo

**Draft #2 Football
6 Classification Model**

Special District	Class	School
SD #1	1A	Adrian
SD #1	1A	Cove
SD #1	1A	Crane
SD #1	1A	Echo
SD #1	1A	Elgin
SD #1	1A	Enterprise
SD #1	1A	Harper/Huntington
SD #1	1A	Jordan Valley
SD #1	1A	Joseph
SD #1	1A	Monument / Dayville
SD #1	1A	Pilot Rock
SD #1	1A	Pine Eagle
SD #1	1A	Powder Valley
SD #1	1A	Prairie City/Burnt River
SD #1	1A	Wallowa
SD #2	1A	Bonanza
SD #2	1A	Butte Falls
SD #2	1A	Camas Valley
SD #2	1A	Chiloquin
SD #2	1A	Days Creek
SD #2	1A	Elkton
SD #2	1A	Gilchrist
SD #2	1A	Glendale
SD #2	1A	Hosanna Christian
SD #2	1A	North Lake
SD #2	1A	Powers
SD #2	1A	Prospect
SD #2	1A	Triad
SD #3	1A	Alsea
SD #3	1A	Crow
SD #3	1A	Falls City
SD #3	1A	Lowell
SD #3	1A	Mapleton
SD #3	1A	McKenzie
SD #3	1A	Mohawk
SD #3	1A	North Douglas
SD #3	1A	Oakridge
SD #3	1A	Siletz Valley
SD #3	1A	Triangle Lake
SD #3	1A	Waldport
SD #3	1A	Yoncalla
SD #4	1A	Arlington/Condon
SD #4	1A	Dufur
SD #4	1A	Ione
SD #4	1A	Jewell
SD #4	1A	Mitchell/Spray/Wheeler
SD #4	1A	Nestucca
SD #4	1A	Perrydale
SD #4	1A	Sherman
SD #4	1A	South Wasco County

**Data/Criteria Used to Create
Draft #2: 6-Classification FOOTBALL ONLY Model**

<u>Class</u>	<u>ADM</u>	<u>Team</u>	<u>Total Games</u>	<u>Total Wins</u>	<u>Win %</u>	<u>Avg. Part.</u>	<u>TG</u>	<u>TW</u>	<u>W%</u>	<u>AP</u>	
6A	891	Central Catholic	38	31	81.58%	136	0	0	0	0	0
6A	2297	Clackamas	36	27	75.00%	158	0	0	0	0	0
6A	1526	Grants Pass	33	25	75.76%	118	0	0	0	0	0
6A	1294	Jesuit	38	34	89.47%	143	0	0	0	0	0
6A	1477	North Medford	31	18	58.06%	120	0	0	0	0	0
6A	1940	Oregon City	33	21	63.64%	124	0	0	0	0	0
6A	1569	Sherwood	36	28	77.78%	128	0	0	0	0	0
6A	1578	South Salem	31	23	74.19%	133	0	0	0	0	0
6A	1490	Sprague	32	23	71.88%	150	0	0	0	0	0
6A	2123	Sunset	32	16	50.00%	133	0	0	0	0	0
6A	1771	Tigard	38	28	73.68%	149	0	0	0	0	0
6A	1707	West Linn	39	34	87.18%	111	0	0	0	0	0
6A	1559	West Salem	35	25	71.43%	170	0	0	0	0	0
6A	2508	Westview	32	22	68.75%	111	0	0	0	0	0
6A	1654	Beaverton	34	23	67.65%	108	0	0	0	1	1
6A	1468	Bend	28	17	60.71%	136	1	0	0	0	1
6A	1240	Hermiston	33	21	63.64%	108	0	0	0	1	1
6A	1307	Lake Oswego	32	17	53.13%	94	0	0	0	1	1
6A	1372	Liberty	31	21	67.74%	95	0	0	0	1	1
6A	1605	Lincoln	33	25	75.76%	95	0	0	0	1	1
6A	1359	Sheldon	37	31	83.78%	91	0	0	0	1	1
6A	1545	South Medford	30	18	60.00%	119	1	0	0	0	1
6A	1391	Summit	34	28	82.35%	87	0	0	0	1	1
6A	1477	Centennial	30	17	56.67%	89	1	0	0	1	2
6A	1681	McNary	30	15	50.00%	160	1	1	0	0	2
6A	1794	Aloha	27	6	22.22%	116	1	1	1	0	3
6A	1528	Barlow	29	10	34.48%	116	1	1	1	0	3
6A	1316	Canby	28	7	25.00%	114	1	1	1	0	3
6A	2499	David Douglas	28	7	25.00%	118	1	1	1	0	3
6A	1768	McKay	27	5	18.52%	144	1	1	1	0	3
6A	1793	McMinnville	28	10	35.71%	117	1	1	1	0	3
6A	1225	Mountain View	29	15	51.72%	98	1	1	0	1	3
6A	1404	North Salem	28	7	25.00%	111	1	1	1	0	3
6A	1614	Southridge	31	11	35.48%	106	0	1	1	1	3
6A	1770	Tualatin	30	10	33.33%	114	1	1	1	0	3
6A	1264	West Albany	29	12	41.38%	113	1	1	1	0	3
6A	1437	Century	28	11	39.29%	96	1	1	1	1	4
6A	1478	Cleveland	26	5	19.23%	70	1	1	1	1	4
6A	1654	Forest Grove	28	8	28.57%	88	1	1	1	1	4
6A	1346	Franklin	28	13	46.43%	102	1	1	1	1	4
6A	1471	Glencoe	27	4	14.81%	81	1	1	1	1	4
6A	1376	Grant	29	13	44.83%	83	1	1	1	1	4
6A	1369	Gresham	28	6	21.43%	108	1	1	1	1	4
6A	1126	Lakeridge	29	8	27.59%	80	1	1	1	1	4
6A	1414	Newberg	30	9	30.00%	97	1	1	1	1	4
6A	2142	Reynolds	28	12	42.86%	106	1	1	1	1	4
6A	1394	Roseburg	27	6	22.22%	89	1	1	1	1	4
6A	1345	South Eugene	27	5	18.52%	61	1	1	1	1	4
6A	1225	Wilson	29	11	37.93%	81	1	1	1	1	4
6A	1256	Woodburn	27	5	18.52%	72	1	1	1	1	4
6A ADM - 1220+			31	16	50.00%	111					

**Data/Criteria Used to Create
Draft #2: 6-Classification FOOTBALL ONLY Model**

Class	ADM	Team	Total Games	Total Wins	Win %	Avg. Part.	TG	TW	W%	AP	
5A	1158	Crater	31	19	61.29%	102	0	0	0	0	0
5A	918	Dallas	30	15	50.00%	91	0	0	0	0	0
5A	1195	Hillsboro	30	20	66.67%	112	0	0	0	0	0
5A	1052	Lebanon	32	21	65.63%	90	0	0	0	0	0
5A	808	Redmond	31	20	64.52%	86	0	0	0	0	0
5A	1149	Silverton	33	24	72.73%	104	0	0	0	0	0
5A	1077	Wilsonville	36	28	77.78%	109	0	0	0	0	0
5A	940	Ashland	35	26	74.29%	69	0	0	0	1	1
5A	859	Central	33	21	63.64%	80	0	0	0	1	1
5A	1022	Churchill	27	14	51.85%	84	1	0	0	0	1
5A	563	Marist	30	15	50.00%	58	0	0	0	1	1
5A	1158	South Albany	28	15	53.57%	120	1	0	0	0	1
5A	1078	Springfield	32	20	62.50%	81	0	0	0	1	1
5A	842	St Helens	30	16	53.33%	68	0	0	0	1	1
5A	937	Crescent Valley	28	14	50.00%	77	1	0	0	1	2
5A	779	Pendleton	28	11	39.29%	85	1	1	1	0	3
5A	1034	Putnam	27	12	44.44%	106	1	1	1	0	3
5A	1215	Sandy	29	11	37.93%	100	1	1	1	0	3
5A	1174	Thurston	29	10	34.48%	97	1	1	1	0	3
5A	1198	Willamette	28	7	25.00%	86	1	1	1	0	3
5A	750	Benson	25	3	12.00%	45	1	1	1	1	4
5A	1117	Corvallis	29	10	34.48%	64	1	1	1	1	4
5A	911	Eagle Point	28	9	32.14%	81	1	1	1	1	4
5A	1171	Hood River	28	8	28.57%	78	1	1	1	1	4
5A	417	Jefferson, Portland	28	12	42.86%	72	1	1	1	1	4
5A	909	Madison	29	10	34.48%	58	1	1	1	1	4
5A	844	Milwaukie	27	5	18.52%	61	1	1	1	1	4
5A	854	Ridgeview	27	8	29.63%	80	1	1	1	1	4
5A	742	Roosevelt	29	9	31.03%	76	1	1	1	1	4
5A ADM - 775-1219			30	14	46.99%	83					

**Data/Criteria Used to Create
Draft #2: 6-Classification FOOTBALL ONLY Model**

<u>Class</u>	<u>ADM</u>	<u>Team</u>	<u>Total Games</u>	<u>Total Wins</u>	<u>Win %</u>	<u>Avg. Part.</u>	<u>TG</u>	<u>TW</u>	<u>W%</u>	<u>AP</u>	
4A	511	Astoria	28	17	60.71%	61	0	0	0	0	0
4A	358	Banks	32	22	68.75%	65	0	0	0	0	0
4A	683	Cascade	32	26	81.25%	67	0	0	0	0	0
4A	703	Crook County	28	14	50.00%	73	0	0	0	0	0
4A	631	Gladstone	32	22	68.75%	82	0	0	0	0	0
4A	682	Marshfield	30	21	70.00%	99	0	0	0	0	0
4A	572	Mazama	30	25	83.33%	80	0	0	0	0	0
4A	491	North Bend	34	30	88.24%	64	0	0	0	0	0
4A	621	Phoenix	27	16	59.26%	69	0	0	0	0	0
4A	721	Scappoose	33	24	72.73%	82	0	0	0	0	0
4A	336	South Umpqua	30	17	56.67%	60	0	0	0	0	0
4A	639	Sweet Home	28	14	50.00%	62	0	0	0	0	0
4A	434	Baker	29	15	51.72%	51	0	0	0	1	1
4A	648	Cottage Grove	30	17	56.67%	55	0	0	0	1	1
4A	492	Junction City	27	14	51.85%	55	0	0	0	1	1
4A	539	LaGrande	28	16	57.14%	54	0	0	0	1	1
4A	662	Molalla	28	20	71.43%	55	0	0	0	1	1
4A	404	Sisters	28	19	67.86%	45	0	0	0	1	1
4A	347	Siuslaw	27	14	51.85%	47	0	0	0	1	1
4A	608	Stayton	26	13	50.00%	62	1	0	0	0	1
4A	474	Estacada	26	15	57.69%	50	1	0	0	1	2
4A	581	Henley	27	11	40.74%	98	0	1	1	0	2
4A	640	Klamath Union	27	7	25.93%	78	0	1	1	0	2
4A	679	LaSalle Prep	27	8	29.63%	73	0	1	1	0	2
4A	771	North Eugene	27	7	25.93%	64	0	1	1	0	2
4A	530	North Marion	27	12	44.44%	66	0	1	1	0	2
4A	541	Ontario	27	11	40.74%	61	0	1	1	0	2
4A	444	Philomath	20	15	75.00%	38	1	0	0	1	2
4A	345	Elmira	25	11	44.00%	64	1	1	1	0	3
4A	535	Hidden Valley	24	6	25.00%	58	1	1	1	0	3
4A	641	Madras	24	1	4.17%	59	1	1	1	0	3
4A	774	Parkrose	28	9	32.14%	49	0	1	1	1	3
4A	449	Brookings	24	4	16.67%	37	1	1	1	1	4
4A	379	Corbett	26	8	30.77%	35	1	1	1	1	4
4A	352	Douglas	24	5	20.83%	40	1	1	1	1	4
4A	458	McLoughlin	23	3	13.04%	44	1	1	1	1	4
4A	550	Newport	23	3	13.04%	50	1	1	1	1	4
4A	462	North Valley	26	10	38.46%	47	1	1	1	1	4
4A	375	Seaside	25	10	40.00%	45	1	1	1	1	4
4A	357	Sutherlin	24	2	8.33%	43	1	1	1	1	4
4A	706	The Dalles	26	4	15.38%	29	1	1	1	1	4
4A	533	Tillamook	25	7	28.00%	51	1	1	1	1	4
4A	384	Valley Catholic	25	9	36.00%	42	1	1	1	1	4
4A	311	Yamhill-Carlton	24	5	20.83%	41	1	1	1	1	4
4A ADM - 330-774			27	13	45.34%	58					

**Data/Criteria Used to Create
Draft #2: 6-Classification FOOTBALL ONLY Model**

<u>Class</u>	<u>ADM</u>	<u>Team</u>	<u>Total Games</u>	<u>Total Wins</u>	<u>Win %</u>	<u>Avg. Part.</u>	<u>TG</u>	<u>TW</u>	<u>W%</u>	<u>AP</u>	
3A	222	Burns	34	26	76.47%	42	0	0	0	0	0
3A	249	Cascade Christian	33	23	69.70%	44	0	0	0	0	0
3A	274	Coquille	33	27	81.82%	38	0	0	0	0	0
3A	272	Harrisburg	37	28	75.68%	48	0	0	0	0	0
3A	277	Nyssa	28	15	53.57%	52	0	0	0	0	0
3A	285	Rainier	30	16	53.33%	37	0	0	0	0	0
3A	235	Salem Academy	34	23	67.65%	39	0	0	0	0	0
3A	230	Santiam Christian	36	30	83.33%	38	0	0	0	0	0
3A	257	Scio	33	27	81.82%	40	0	0	0	0	0
3A	359	Taft	29	16	55.17%	40	0	0	0	0	0
3A	225	Vale	34	29	85.29%	53	0	0	0	0	0
3A	260	Amity	27	15	55.56%	40	1	0	0	0	1
3A	225	Blanchet Catholic	35	29	82.86%	34	0	0	0	1	1
3A	216	Clatskanie	29	14	48.28%	34	0	0	0	1	1
3A	201	Colton	28	15	53.57%	32	0	0	0	1	1
3A	279	Dayton	30	23	76.67%	31	0	0	0	1	1
3A	320	St Marys	28	15	53.57%	30	0	0	0	1	1
3A	294	Pleasant Hill	30	13	43.33%	45	0	1	1	0	2
3A	342	Creswell	27	6	22.22%	37	1	1	1	0	3
3A	209	Irrigon	27	11	40.74%	39	1	1	1	0	3
3A	324	LaPine	26	8	30.77%	43	1	1	1	0	3
3A	211	Sheridan	25	6	24.00%	53	1	1	1	0	3
3A	318	Umatilla	27	11	40.74%	43	1	1	1	0	3
3A	232	Willamina	27	6	22.22%	39	1	1	1	0	3
3A	199	Bandon	24	7	29.17%	26	1	1	1	1	4
3A	236	Chemawa	21	1	4.76%	34	1	1	1	1	4
3A	281	Gervais	27	3	11.11%	29	1	1	1	1	4
3A	261	Illinois Valley	25	7	28.00%	33	1	1	1	1	4
3A	259	Jefferson	27	7	25.93%	31	1	1	1	1	4
3A	224	Lakeview	27	9	33.33%	36	1	1	1	1	4
3A	201	Neah-Kah-Nie	21	7	33.33%	21	1	1	1	1	4
3A	290	Portland Christian	18	6	33.33%	15	1	1	1	1	4
3A	211	Riverside	26	5	19.23%	32	1	1	1	1	4
3A	208	Rogue River	22	0	0.00%	23	1	1	1	1	4
3A	228	Warrenton	26	10	38.46%	33	1	1	1	1	4
3A ADM - 190-329			28	14	46.71%	37					

**Data/Criteria Used to Create
Draft #2: 6-Classification FOOTBALL ONLY Model**

<u>Class</u>	<u>ADM</u>	<u>Team</u>	<u>Total Games</u>	<u>Total Wins</u>	<u>Win %</u>	<u>Avg. Part.</u>	<u>TG</u>	<u>TW</u>	<u>W%</u>	<u>AP</u>	
2A	169	Central Linn	31	18	58.06%	30	0	0	0	0	0
2A	143	Gold Beach	30	16	53.33%	29	0	0	0	0	0
2A	97	Heppner	37	33	89.19%	35	0	0	0	0	0
2A	152	Kennedy	34	27	79.41%	31	0	0	0	0	0
2A	126	Lost River	28	19	67.86%	40	0	0	0	0	0
2A	173	Oakland	28	17	60.71%	34	0	0	0	0	0
2A	165	Reedsport	30	20	66.67%	32	0	0	0	0	0
2A	142	Regis	36	26	72.22%	32	0	0	0	0	0
2A	148	Toledo	31	19	61.29%	28	0	0	0	0	0
2A	175	Weston-McEwen	28	15	53.57%	36	0	0	0	0	0
2A	121	Knappa	30	18	60.00%	27	0	0	0	1	1
2A	90	St. Paul	27	16	59.26%	30	1	0	0	0	1
2A	119	Stanfield	34	24	70.59%	25	0	0	0	1	1
2A	97	Imbler	25	14	56.00%	24	1	0	0	1	2
2A	125	Monroe	29	13	44.83%	28	0	1	1	0	2
2A	164	Myrtle Point	29	13	44.83%	31	0	1	1	0	2
2A	137	Santiam	29	13	44.83%	31	0	1	1	0	2
2A	107	Union	26	15	57.69%	20	1	0	0	1	2
2A	181	Culver	27	12	44.44%	35	1	1	1	0	3
2A	177	Gaston	25	10	40.00%	29	1	1	1	0	3
2A	181	Glide	26	9	34.62%	37	1	1	1	0	3
2A	148	Grant Union	26	11	42.31%	28	1	1	1	0	3
2A	151	Horizon Christian (T)	28	10	35.71%	23	0	1	1	1	3
2A	156	Vernonia	28	12	42.86%	26	0	1	1	1	3
2A	122	Bonanza	18	3	16.67%	26	1	1	1	1	4
2A	93	Crow	10	2	20.00%	12	1	1	1	1	4
2A	115	Enterprise	22	2	9.09%	23	1	1	1	1	4
2A	130	Nestucca	26	10	38.46%	19	1	1	1	1	4
2A	120	Oakridge	26	11	42.31%	25	1	1	1	1	4
2A	139	Pilot Rock	24	2	8.33%	21	1	1	1	1	4
2A	146	Waldport	27	4	14.81%	22	1	1	1	1	4
2A	95	Riddle									0
2A ADM - 90-189			28	14	47.73%	28					

Data/Criteria Used to Create
 Draft #2: 6-Classification FOOTBALL ONLY Model

<u>Class</u>	<u>ADM</u>	<u>Team</u>	<u>Total Games</u>	<u>Total Wins</u>	<u>Win %</u>	<u>Avg. Part.</u>	<u>TG</u>	<u>TW</u>	<u>W%</u>	<u>AP</u>	
1A	67	Adrian	32	26	81.25%	25	0	0	0	0	0
1A	63	Camas Valley	28	19	67.86%	25	0	0	0	0	0
1A	49	Crane	35	29	82.86%	25	0	0	0	0	0
1A	80	Dufur	38	33	86.84%	25	0	0	0	0	0
1A	68	Hosanna Christian	28	21	75.00%	21	0	0	0	0	0
1A	87	Lowell	33	25	75.76%	30	0	0	0	0	0
1A	78	North Douglas	33	24	72.73%	22	0	0	0	0	0
1A	46	Pine Eagle	27	17	62.96%	17	0	0	0	0	0
1A	69	Powder Valley	28	14	50.00%	21	0	0	0	0	0
1A	34	Powers	32	24	75.00%	19	0	0	0	0	0
1A	67	Sherman	34	26	76.47%	20	0	0	0	0	0
1A	50	Triad	27	16	59.26%	17	0	0	0	0	0
1A	58	Wallowa	28	16	57.14%	21	0	0	0	0	0
1A	76	Chiloquin	25	13	52.00%	17	1	0	0	0	1
1A	72	Days Creek	29	21	72.41%	16	0	0	0	1	1
1A	87	Elgin	24	15	62.50%	19	1	0	0	0	1
1A	87	Perrydale	26	18	69.23%	16	0	0	0	1	1
1A	65	Triangle Lake	30	15	50.00%	16	0	0	0	1	1
1A	73	Yoncalla	31	21	67.74%	16	0	0	0	1	1
1A	79	Arlington / Condon	24	12	50.00%	21	1	1	0	0	2
1A	82	Echo	27	9	33.33%	22	0	1	1	0	2
1A	79	Elkton	26	6	23.08%	19	0	1	1	0	2
1A	68	Ione	27	10	37.04%	24	0	1	1	0	2
1A	61	Prospect	26	12	46.15%	18	0	1	1	0	2
1A	46	Alea	26	4	15.38%	16	0	1	1	1	3
1A	69	Glendale	26	7	26.92%	16	0	1	1	1	3
1A	52	Harper / Huntington	21	5	23.81%	21	1	1	1	0	3
1A	59	Joseph	25	9	36.00%	17	1	1	1	0	3
1A	51	McKenzie	27	6	22.22%	14	0	1	1	1	3
1A	69	Mitchell / Spray / Wheeler	25	3	12.00%	21	1	1	1	0	3
1A	58	Mohawk	27	7	25.93%	15	0	1	1	1	3
1A	61	Siletz Valley	26	10	38.46%	15	0	1	1	1	3
1A	73	Cove	8	1	12.50%	16	1	1	1	1	4
1A	56	Gilchrist	25	9	36.00%	16	1	1	1	1	4
1A	39	Jewell	4	0	0.00%	8	1	1	1	1	4
1A	22	Jordan Valley	22	9	40.91%	13	1	1	1	1	4
1A	42	Mapleton	25	10	40.00%	14	1	1	1	1	4
1A	39	Monument / Dayville	17	3	17.65%	10	1	1	1	1	4
1A	65	North Lake	22	7	31.82%	16	1	1	1	1	4
1A	61	Prairie City / Burnt River	8	1	12.50%	11	1	1	1	1	4
1A	67	South Wasco County	22	4	18.18%	16	1	1	1	1	4
1A	52	Falls City									0
1A	47	Butte Falls									0
1A ADM - 89 and below			26	13	46.27%	17					